


MEANS DATABASE



ANNUAL REPORT 2022



DIRECTOR'S STATEMENT

This has been our biggest year of food recovery yet, with 2,952,729 pounds of food recovered across the country! This year began with all of our full time staff sick with COVID in January, to a nonstop stream of donations since then. Thankfully we've all recovered, but many of our neighbors have not-- as we faced another year of the pandemic and inflation that exasperated need and disrupted food supply chains across the country, MEANS Database worked to expand our partnerships to reach more people and support more food system players. Our goal has been to both deepen our work within existing networks and expand further into new regions during this crisis.

As our work has grown, so has our team-- Suzy joined as our Development Director, and Emily is our Florida Program Manager. Ellen and Naomi jumped in to lead our social media and outreach work in California. Our team is small but very hard-working, smart, and innovative, and I am so excited about working together this upcoming year.

Food recovery took the national stage this year, with SB-1383 coming into effect in California in 2022, and several other food excess mitigation policies in other states. We are encouraged by government engagement in our mission and hope this is just the beginning to mitigating food insecurity and the environmental impacts of food waste in the US.

This next year is set to be even better; we're aiming to recover 5 million pounds of food through more partnerships with warehouses and farms, to support even more of our neighbors in need. We're looking forward to more food sharing and data sharing with fellow nonprofits, businesses, and governments-- thank you for being part of our work!



SAMMIE PAUL

Executive Director



FINANCIAL OVERVIEW

At MEANS, we strive to be as transparent as possible with our financial donations and expenses. We are so grateful to all our financial supporters who believe in our mission to assist nonprofits serving those facing food insecurity.

This year we began offering transportation assistance nationwide to allow nonprofits to claim donations regardless of their ability to pick them up. See our income and expenses breakdown below.

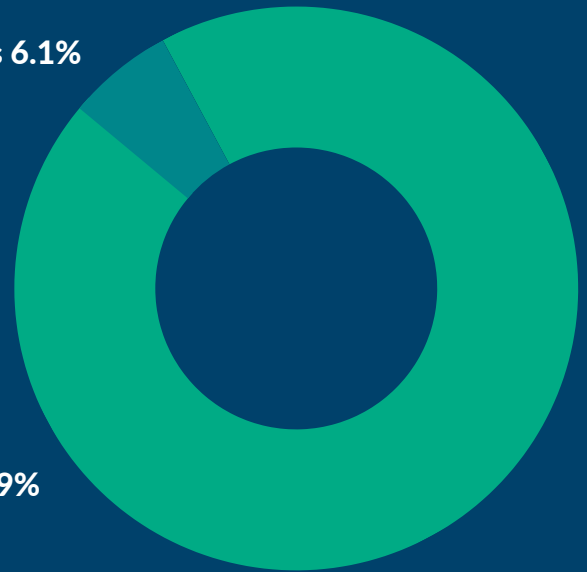
FIGURE 1.

A breakdown of our income for 2022



Donations 6.1%

Grants 93.9%



Staff 57.3%

Admin 0.9%

Travel 3.6%

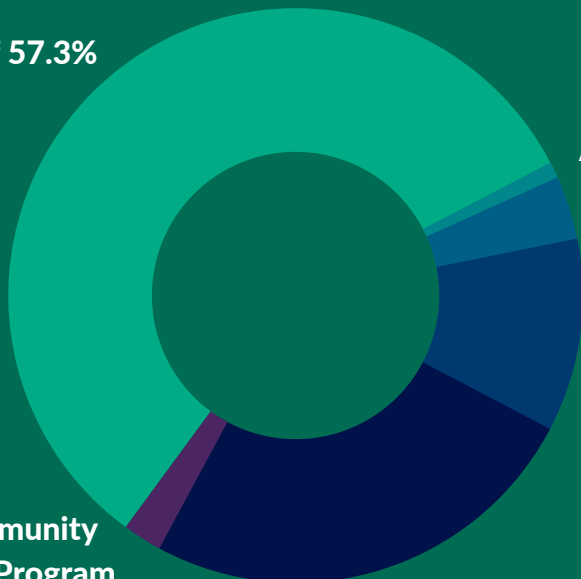
Web Development
10.9%

Community
Meal Program
2.2%

Transportation 25.1%

FIGURE 2.

A breakdown of our expenses for 2022



FOOD RECOVERY AT A GLANCE

This year, MEANS moved **2,952,729 pounds** of recovered food throughout the country. This would not be possible without our incredible network of organizations and businesses that continue to donate their excess food and spread the word about MEANS Database.

In 2022, MEANS expanded our food recovery programming through new initiatives such as the Orange County Public Schools food recovery program and our work with Maximum Impact Food Bank. We moved donations big and small with the help of our transportation assistance funding, dramatically increasing the amount of food recovered this year.

We received another round of support through the EPA in collaboration with Rescuing Leftover Cuisine and the Rhode Island Department of Health. This year, we'll also expand our partnership into parts of Massachusetts, as we've been seeing a lot of food move across state lines between RI and MA.

We are looking forward to doing more food recovery in the next year and continuing our reoccurring programs like the Summer Food Service Recovery Program in Philadelphia and Rhode to End Hunger in Rhode Island!



Frozen butternut squash donation in Portland



Oranges and Apples being packaged for distribution at Misión Peniel in Collier County, Florida

EMISSIONS DATA OVERVIEW

This year, our massive expansion in food recovery led to significant improvements in emissions reductions estimates due to the consistency of product size and packaging. Donations were divided into one of twenty-four food type categories, and impact was determined by using the [Food Loss and Waste Protocol](#) (FLWP), developed by the World Resources Institute, Food and Agriculture Association, and the United Nations Environment Programme. *Water Footprint* is an estimate of the amount of fresh water it took to produce the food we recovered. *Production Emissions* are the estimated total emissions expended to produce the food we recovered. *Offset Landfill Emissions* are the estimated emissions that would have been generated if recovered food was discarded.

THE NUMBERS



1,136,086,952 gallons

Total Water Footprint



10,284,806 pounds of CO₂e

Production Emissions



2,165,310 pounds of CO₂e

Offset Landfill Emissions

WHAT'S NEXT?

- Encourage donors to provide product specific packaging information (e.g. weight, materials, etc.) and internal production emission reports such that MEANS can improve our data set to reflect steps businesses have already taken to reduce their emissions.
- Partner directly with organizations to complete food waste and supply chain audits, identify improvements, and recover food and packaging at multiple stages of processing.
- Continue to refine our emissions models and provide real-time data to donors and government agencies in regions with food waste bans or restrictions.

CALIFORNIA

2022 was a huge year for food recovery in the state of California. State bill 1383 went into effect on January 1st which requires large businesses to donate their excess food. MEANS has spent the year building partnerships with both local governments and large businesses in the state to recover 612,181 pounds of food throughout the year. This is almost **five times the amount of food we recovered nationwide in all over 2021!** The food recovered in California throughout the year ranged from 40 pounds of leftover catering from concerts to a truck of dairy weighing 40,000 pounds! What makes MEANS unique is our expertise in both small and large donations, and no program better exemplifies that than our work in California.

In addition to our traditional food recovery in California, MEANS has been working on supporting local communities in both Oakland and San Francisco. In Oakland, MEANS supports the strong mutual aid network by covering the cost of transportation of 40 cases of bottled water weekly. In San Francisco, we work with Food Connect to provide transportation for Booker T. Washington's meal and grocery delivery program called Service to Soul. These programs allow us to work directly with the community and learn how we can better support the incredible organizations doing work in the state of California.

612,181

pounds of food recovered in California in 2022

32,723

pounds of food moved for the Service To Soul Program

32,107

pounds of supplies moved in the Bay Area In 2022



Produce boxes at the Booker T. Washington Community Service Center in San Francisco

FLORIDA

Our second year of Florida-focused programming has resulted in **9 times more food recovered!** We continue to build more food recovery connections throughout the sunshine state and have recovered 473,644 pounds of food this year.

We started working with new partners like Orange County Public Schools (OCPS) and United Against Poverty (UAP). We moved donations big and small, from 20 pounds of produce from Freedom High School in Orlando to 40,000 pounds of dairy from a factory in Michigan to UAP. Our school food recovery program with OCPS provided 43,888 pounds of food to nonprofits across Orange County.

We were lucky to have Emily Grant join our team as a Program Manager in October 2022. She is a fantastic addition and jump-started several programs, such as our produce recovery program at the UF Gulf Coast Research and Education Center in Wimauma and our transportation initiative with Fellsmere Fridge. We also onboarded some awesome drivers that made all this work possible!

526,634	pounds of food moved in Florida
473,644	pounds of food moved in 2022
900%	increase in donations since last year



Emily Grant formed the Florida Food Recovery Coalition in 2022 which resulted in the creation of a new website for food vendors, nonprofits and local agencies to collaborate on food recovery efforts around the state



Tomatoes recovered from the UF Gulf Coast Research and Education Center in Wimauma, FL

RHODE ISLAND

In October, we received another EPA Healthy Communities Grant in partnership with Rescuing Leftover Cuisine (RLC) and the Rhode Island Department of Health (RIDOH) to expand food recovery across the state and Bristol County, MA and provide biodegradable food packaging for donations. We are thrilled by this opportunity to work with RLC to offer transportation for all donations across the state, and continue to build upon our Rhode to End Hunger partnership with RIDOH from 2017!

We've tripled the poundage collected in 2021 to 2022 and added more than 50 new partners across the state. Our partners range from catering companies to universities. We're excited to continue to expand our network and rescue food in RI and MA!

15,190 Pounds of food recovered in Rhode Island in 2022

179 MEANS users in Rhode Island

92% Claim rate on food donated on the platform





Sandwiches donated from Morin's Caterers to Providence Rescue Mission



Meals donated to Sunrise Forever by Hillel @ Brown University

COMMUNITY MEAL PROGRAM

We paused our Community Meal Program at the start of 2022 as we transitioned the program from an emergency food relief model that we implement at the start of the COVID-19 pandemic to an ad hoc support system for nonprofits across the country. We launched the new Community Meal Program in May of 2022 and have since provided 5,200 meals to nonprofits across seven cities. We are currently operating this program in New York City, Boston, Philadelphia, Baltimore, Chicago, Denver, and Portland. In this program, we pay small, locally-owned restaurants to make meals for nonprofits serving those in need by providing meals for special events that the nonprofits are having. This program allows us to build relationships with local restaurants and nonprofits, which in turn helps us build out a stronger food recovery network. In addition to the meals that we are providing in these cities, we are also working to grow the network in the area and get recovered food to these nonprofits as well.



KEY PARTNERS

"Please let your team know how grateful we all are to have been able to serve healthy hot meals to our homeless population and support our local businesses as well. We appreciate all we have received and thank you from the bottom of our hearts." -**Dana**, LA on Cloud 9, Los Angeles, CA

"We are so grateful for MEANS. They been such a blessing to the mission and the community we serve. With their help we been able to help our community and the homeless of our community. Their food is amazing. Is such a blessing special now that everything is expensive. Thanks so much for everything you guys do for our community. Is such a blessing to have organizations like means that goes the extra mile to serve our community." - **Luis**, PVD Rescue Mission, Rhode Island

"I love getting the fresh fruits and veggies for our community. We have no hurdles distributing the items we collect. Thank you so much for all that you do! It's really appreciated." - **Gemma**, Pantry Coordinator at ICNA Relief, Florida



MEANS IN THE NEWS

Check out a few of our news features from 2022!

- [BBC](#)
- [Forbes](#)
- [Share America](#)
- [EPA](#)
- [Yahoo Finance](#)
- [Waste 360](#)
- [SQR Daily](#)
- [US Embassy & Consulates in Italy](#)
- [CardRates.com](#)
- [ABC 7](#)



"The recipients are always so grateful. I love seeing them smile!" - Lisa Carter
Philadelphia Transportation Provider

NEXT STEPS

While we have made great strides towards increasing food recovery across the nation in 2022, there is always more work to be done. For 2023, we hope to continue to grow with our partners.



No. 01 — Grow our network

Grow our network of food donors particularly focused on recurring and consistent donations focused on our existing and new hubs, with a state-wide focus on Florida, California, New Jersey, Rhode Island, Pennsylvania, and Iowa.



No. 02 — Improve our platform

Improve our app to better serve users & report data clearly and more accurately, as well as automating more of our processes for more efficient food recovery.



No. 03 — Increase Food Recovery

Increase our amount of food recovery and food sovereignty projects to better support under-resourced communities.

SUPPORT OUR WORK

We want to thank everyone who has supported our work over the last year and has watched MEANS grow into a larger organization. We are looking forward to the new year and continuing to recover food across the country and assist nonprofits serving those facing food insecurity. Please consider supporting our work in any of the following ways:



Donate:

You can support any of our fundraising campaigns [here!](#) If you'd like to make food deliveries or collaborate on outreach in your area, contact us.



Engage:

Email us to be added to our newsletter and follow us on [Facebook](#), [Twitter](#), [Instagram](#), and [LinkedIn!](#)



Contact:

Email us at hello@meansdatabase.org
Call/text us at (202) 449-1507
Send mail to 4410 Massachusetts Ave NW, #397,
Washington, DC 20016

THANK YOU!

